

MP600 SERIES

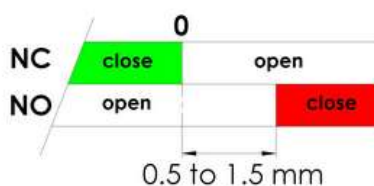


Technical Characteristics

		<i>Options</i>
Approvals	UL 61058-1, File E314075	
Housing	Brass, nickel plated - cylindrical format	<i>Stainless steel</i>
Membrane	HNBR elastomer	
Mechanism Contacts	Slow action	
Contact material	Gold plated	
Degree of protection	IP50 or IP67	
Class of protection	II	
Micro-switch	μ	
Actuator	Polymer Pin	
	Stainless steel Pin	<i>other metallic material</i>
	Ball	
	Telescopic	
Contact distance NC-NO	0.5 to 1.5mm	<i>custom distance</i>
Circuit	NC+NO, NC or NO	
Cable length	0.5m, 1m, 2m and 5m	<i>custom length</i>
Connector	M8 - M12 available, -25°C to 85°C, PUR	
Cable material	Cable and wire leads: Standard 0.14 mm ² / 26 AWG PVC -20°C to 105°C PUR -40°C to 90°C SI -40°C to 130°C	<i>other material</i>
Power rating	24VDC / 5 to 100 mA	
Repeatability	± 5 μm	
Hysteresis	< 7 μm	
Operating temperature range	UL 61058 -40°C to +130°C depending on cable and connector	<i>-55°C</i>
Life span	10 Mio cycles	
B _{10d}	> 30 Mio, 24VDC 10mA	
Standards	UL61058 50'000 cycles	

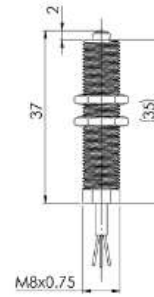
Description

The sensors are built with a NC and a NO contact. There is no pre-travel of the pin plunger to open the NC contact. The NO closes after a customized length of travel between 0.5 mm to 1.5 mm.

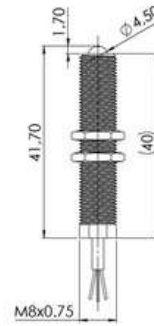


Configurations Housing

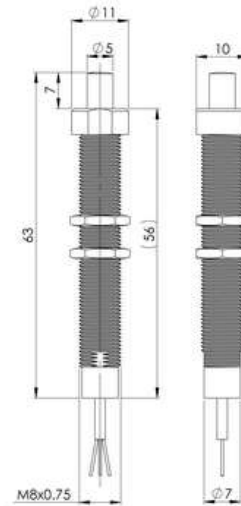
M8
Pin polymer - Pin metallic



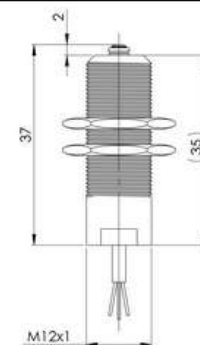
M8 with Ball



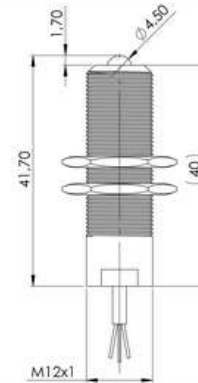
M8 with Telescopic



M12
Pin polymer - Pin metallic



M12 with Ball



Configurations Actuator - Circuit

Type

L0X : Pin polymer

L2X : Pin metallic



	Contact distance (mm) - Circuit	Pre-travel (mm)	Over-travel min. (mm)	Fa max. (N)
L00	0.5 mm NC+NO	0 mm to open NC	1.5 mm after NO signal	1.2 (N) to open NC
L20		0.5 mm to close NO		3 (N) to close NO
L01	1 mm NC+NO	0 mm to open NC	1 mm after NO signal	1.2 (N) to open NC
L21		1 mm to close NO		3 (N) to close NO
L02	1.5 mm NC+NO	0 mm to open NC	0.5 mm after NO signal	1.2 (N) to open NC
L22		1.5 mm to close NO		3 (N) to close NO
L03	NC only	0 mm to open NC	2 mm	1.2 (N) to open NC
L23				
L04	0.5 mm NO only	0.5 mm to close NO	1.5 mm after NO signal	3 (N) to close NO
L24				
L05	1 mm NO only	1 mm to close NO	1 mm after NO signal	3 (N) to close NO
L25				
L06	1.5 mm NO only	1.5 mm to close NO	0.5 mm after NO signal	3 (N) to close NO
L26				

Type

L1X : Ball



	Contact distance (mm) - Circuit	Pre-travel (mm)	Over-travel min. (mm)	Fa max. (N)
L10	0.5 mm NC+NO	0 mm to open NC	1.2 mm after NO signal	1.2 (N) to open NC
L11		0.5 mm to close NO		3 (N) to close NO
L11	1 mm NC+NO	0 mm to open NC	0.7 mm after NO signal	1.2 (N) to open NC
L12		1 mm to close NO		3 (N) to close NO
L12	1.5 mm NC+NO	0 mm to open NC	0.2 mm after NO signal	1.2 (N) to open NC
L13		1.5 mm to close NO		3 (N) to close NO
L13	NC only	0 mm to open NC	1.7 mm	1.2 (N) to open NC
L14				
L14	0.5 mm NO only	0.5 mm to close NO	1.2 mm after NO signal	3 (N) to close NO
L15				
L15	1 mm NO only	1 mm to close NO	0.7 mm after NO signal	3 (N) to close NO
L16				
L16	1.5 mm NO only	1.5 mm to close NO	0.2 mm after NO signal	3 (N) to close NO

Type

L5X : Telescopic



	Contact distance (mm) - Circuit	Pre-travel (mm)	Over-travel min. (mm)	Fa max. (N)
L50	0.5 mm NC+NO	0 mm to open NC	6 mm after NO signal	1.2 (N) to open NC
L51		0.5 mm to close NO		3 (N) to close NO
L51	1 mm NC+NO	0 mm to open NC	5.5 mm after NO signal	1.2 (N) to open NC
L52		1 mm to close NO		3 (N) to close NO
L52	1.5 mm NC+NO	0 mm to open NC	5 mm after NO signal	1.2 (N) to open NC
L53		1.5 mm to close NO		3 (N) to close NO
L53	NC only	0 mm to open NC	6.5 mm	1.2 (N) to open NC
L54				
L54	0.5 mm NO only	0.5 mm to close NO	6 mm after NO signal	3 (N) to close NO
L55				
L55	1 mm NO only	1 mm to close NO	5.5 mm after NO signal	3 (N) to close NO
L56				
L56	1.5 mm NO only	1.5 mm to close NO	5 mm after NO signal	3 (N) to close NO

Termination

	With Cable	With Circular connector 4 pins	
COM	Brown / Brown	1	
NC	Black / White	2	
NO	Blue / Green	4	

Standard Configuration - Ordering information

	MP6	0	1	-L	0	0	-C	1	0	PVC
Housing										
0 : M8 Metal IP67										
2 : M12 Metal IP67										
5 : M8 Metal IP50										
7 : M12 Metal IP50										
Contact										
1 : Gold plated contact										
Actuator										
0 : Pin polymer										
1 : Ball										
2 : Pin metallic										
5 : Telescopic										
Contact Distance - Circuit										
0 : 0.5mm NC+NO										
1 : 1.0mm NC+NO										
2 : 1.5mm NC+NO										
3 : NC only										
4 : NO only 0.5mm										
5 : NO only 1.0mm										
6 : NO only 1.5mm										
Cable length										
0 : 0.5m										
1 : 1m										
2 : 2m										
5 : 5m										
Connector										
0 : Without										
1 : Circular M12 - 4 pin PUR Cable, not available with telescopic Actuator										
2 : Circular M8 - 4 pin PUR Cable, not available with telescopic Actuator										
Termination material										
PVC : Polyvinyl Chloride										
PUR : Polyurethane										
SI : Silicone, not available with circular connector										
Termination outlet										
FL : Free wires										